

TECHNOLOGY

FEE

January 23.2018



THE COLLEGE of  
ARCHITECTURE, PLANNING & DESIGN // K-STATE

# Our Value



APDESIGN

THE COLLEGE of  
ARCHITECTURE, PLANNING & DESIGN // K-STATE

## Top 25 Programs 2017-18 According to Hiring Professionals

From your hiring experience during the last five years, which programs are best preparing students for a future in the profession?

### Top undergraduate

- 1 Cornell University
- 2 Cal Poly, San Luis Obispo
- 3 Syracuse University
- 4 Virginia Tech
- 5 University of Southern California
- 6 Rice University
- 7 University of Texas, Austin
- 8 Southern California Institute of Architecture
- 9 Pratt Institute
- 10 Rhode Island School of Design
- 11 Auburn University
- 12 Cal Poly, Pomona
- 13 Rensselaer Polytechnic Institute
- 14 Carnegie Mellon University
- 15 Cooper Union
- 16 University of Notre Dame
- 17 Tulane University
- 18 Woodbury University
- 19 Pennsylvania State University
- 20 Illinois Institute of Technology
- 21 University of Oregon
- 22 Iowa State University
- 23 Boston Architectural College
- 24 University of Arizona
- 25 University of Miami

### Top graduate

- 1 Harvard University
- 2 Columbia University
- 3 Cornell University
- 4 Yale University
- 5 Massachusetts Institute of Technology
- 6 University of California, Los Angeles
- 7 University of Pennsylvania
- 8 University of California, Berkeley
- 9 University of Southern California
- 10 Washington University, St. Louis
- 11 University of Michigan
- 11 Virginia Tech
- 13 Southern California Institute of Architecture
- 14 University of Virginia
- 15 University of Texas, Austin
- 16 Rice University
- 17 University of Cincinnati
- 18 Kansas State University
- 19 Syracuse University
- 20 Clemson University
- 21 Savannah College of Art and Design
- 22 Princeton University
- 23 Georgia Institute of Technology
- 24 Rhode Island School of Design
- 25 Pratt Institute

Note: Respondents selected from lists of programs accredited by the National Architecture Accrediting Board.

# Our Value

## Top Programs 2017-18 According to Hiring Professionals

From your hiring experience during the last five years, which programs are best preparing students for a future in the profession?

### Top 20 undergraduate

- 1 Savannah College of Art and Design
- 2 Pratt Institute
- 3 Rhode Island School of Design\*
- 4 University of Cincinnati
- 5 Virginia Tech
- 6 New York School of Interior Design
- 7 Parsons The New School for Design\*
- 8 Kansas State University
- 9 Cornell University
- 10 Fashion Institute of Technology, SUNY
- 11 Auburn University
- 12 Woodbury University
- 13 Drexel University
- 14 University of Florida
- 15 California College of the Arts
- 16 Virginia Commonwealth University
- 17 School of Visual Arts, New York
- 18 University of Texas, Austin
- 19 Arizona State University
- 19 Florida State University
- 20 Philadelphia University
- 20 University of Oregon

### Top 10 graduate

- 1 Savannah College of Art and Design\*
- 2 Rhode Island School of Design\*
- 3 Pratt Institute\*
- 4 Parsons School of Design\*
- 5 New York School of Interior Design
- 6 Kansas State University
- 7 Cornell University\*
- 8 UCLA Extension/Cal Poly, Pomona Collaborative Program
- 9 Iowa State University\*
- 10 Virginia Commonwealth University

\*Not CIDA-accredited

Note: With the exception of undergraduate programs grandfathered in from before the eligibility criteria was changed in 2014, only programs accredited by the Council for Interior Design Accreditation (CIDA) are included among the answer options for the undergraduate interiors ranking question. Because there are few CIDA-accredited graduate interior design programs, many non-accredited programs were listed as choices, and write-in responses were allowed.



# Our Value

## Top 20 Programs 2017-18 According to Hiring Professionals

From your hiring experience during the last five years, which programs are best preparing students for a future in the profession?

### Top undergraduate

- 1 Louisiana State University
- 2 Pennsylvania State University
- 3 Ohio State University
- 4 Cal Poly, San Luis Obispo
- 5 Cornell University
- 6 Ball State University
- 7 University of Georgia
- 8 Purdue University
- 9 Texas A&M University
- 10 Cal Poly, Pomona
- 11 Iowa State University
- 12 University of California, Davis
- 13 University of Illinois, Urbana-Champaign
- 14 Michigan State University
- 15 Virginia Tech
- 16 Arizona State University
- 17 Clemson University
- 18 Utah State University
- 19 University of Wisconsin, Madison
- 20 Colorado State University

### Top graduate

- 1 Harvard University
- 2 University of Pennsylvania
- 3 Louisiana State University
- 4 Cornell University
- 5 Kansas State University
- 6 Texas A&M University
- 7 University of Virginia
- 8 University of California, Berkeley
- 9 Rhode Island School of Design
- 10 Pennsylvania State University
- 11 Cal Poly, Pomona
- 12 Ohio State University
- 13 University of Georgia
- 14 University of Texas, Austin
- 15 Ball State University
- 16 University of Minnesota
- 17 Arizona State University
- 18 University of Illinois, Urbana-Champaign
- 19 University of Washington
- 20 Auburn University
- 20 North Carolina State University



# Enrollment

## Kansas State University Enrollment Summary - Fall 2017 On Campus Headcount

MANHATTAN	2017				2016				DIFFERENCE
	UG	Vet Med	GRAD	TOTAL	UG	Vet Med	GRAD	TOTAL	
Agriculture	2,407	0	370	2,777	2,522	0	345	2,867	-90
*Architecture & Design	425	0	295	720	452	0	242	694	26
Arts & Sciences	4,947	0	750	5,697	5,234	0	769	6,003	-306
Business Administration	2,521	0	112	2,633	2,546	0	125	2,671	-38
Education	1,052	0	308	1,360	1,150	0	331	1,481	-121
Engineering	3,706	0	338	4,044	3,850	0	335	4,185	-141
Human Ecology	1,991	0	191	2,182	2,218	0	193	2,411	-229
Technology	30	0	0	30	20	0	2	22	8
Veterinary Medicine	0	452	116	568	0	459	119	578	-10
<b>MANHATTAN TOTAL</b>	<b>17,079</b>	<b>452</b>	<b>2,480</b>	<b>20,011</b>	<b>17,992</b>	<b>459</b>	<b>2,461</b>	<b>20,912</b>	<b>-901</b>

# Our Value (based on 2008-09 Tuition)

DesignIntelligence® 2011-2012 TUITION REPORT

## TUITION SUMMARY - HIGHEST & LOWEST 20% (TUITION + FEES)

### M. ARCH | IN-STATE

LOWEST 20%	TUITION + FEES
University of Louisiana at Lafayette	\$5,590
Louisiana Tech University	\$6,765
University of Nevada Las Vegas	\$6,940
Prairie View A&M University	\$7,084
Louisiana State University	\$7,210
California State Polytechnic University - Pomona	\$7,394
University of North Carolina at Charlotte	\$7,597
University of Nebraska	\$8,078
Kansas State University	\$8,202
University of Texas at San Antonio	\$8,242
Clemson University	\$8,292
University of Kansas	\$8,470
Montana State University	\$8,524
University of New Mexico	\$8,541
Texas Tech University	\$8,580
University of Idaho	\$8,654
University of Oklahoma	\$8,718
North Carolina State University	\$8,834
Texas A&M University	\$8,986
Florida A&M University	\$9,062

HIGHEST 20%	TUITION + FEES
Tulane University	\$43,594
University of Southern California	\$42,902
Columbia University	\$42,774
Rensselaer Polytechnic Institute	\$42,439
Washington University in St. Louis	\$41,782
University of Pennsylvania	\$41,700
Cornell University	\$41,401
University of Notre Dame	\$41,330
Massachusetts Institute of Technology	\$40,732
Yale University	\$40,390
Parsons School of Design	\$40,350
Harvard University	\$40,166
Rhode Island School of Design	\$39,777
University of Miami	\$39,422
Princeton University	\$38,970
University of Detroit Mercy	\$37,090
Catholic University	\$35,640
Pratt Institute	\$33,912
Roger Williams University	\$32,810
School of the Art Institute of Chicago	\$31,854

All Private

# Our Value (based on 2008-09 Tuition)

DesignIntelligence® 2011-2012 TUITION REPORT

## M. ARCH | OUT-OF-STATE

LOWEST 20%	TUITION + FEES
University of Louisiana at Lafayette	\$14,212
Prairie View A&M University	\$14,644
Louisiana Tech University	\$15,369
Texas Tech University	\$16,092
California State Polytechnic University - Pomona	\$16,322
Texas A&M University	\$16,498
Clemson University	\$16,518
Hampton University	\$16,958
Morgan State University	\$17,256
State University of New York at Buffalo	\$17,264
Massachusetts College of Art & Design	\$17,280
City College of New York	\$17,301
Kent State University	\$17,458
Kansas State University	\$17,557
University of Houston	\$18,074
University of Texas at Arlington	\$18,096
University of Kansas	\$18,557
Ball State University	\$18,668
University of North Carolina at Charlotte	\$19,134
University of Nebraska	\$19,268

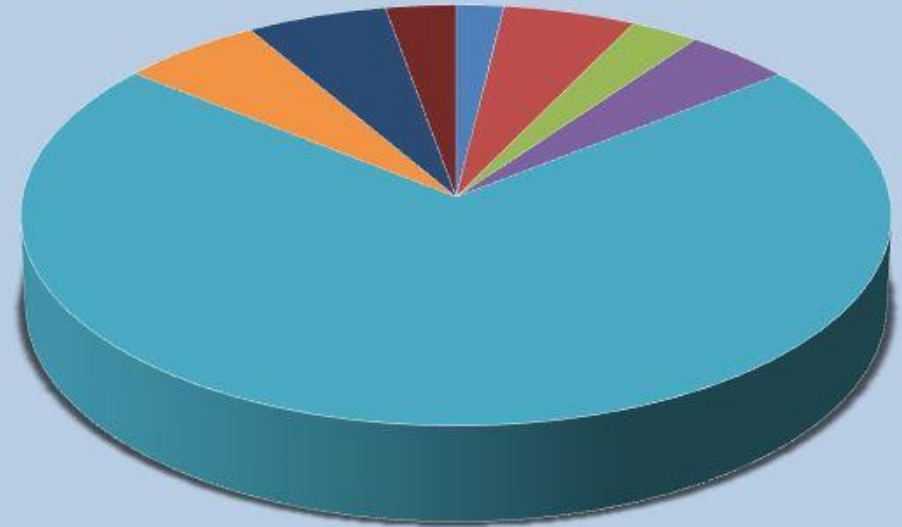
HIGHEST 20%	TUITION + FEES
Tulane University	\$43,594
University of Southern California	\$42,902
Columbia University	\$42,774
Rensselaer Polytechnic Institute	\$42,439
Washington University in St. Louis	\$41,782
University of Pennsylvania	\$41,700
Cornell University	\$41,401
University of Notre Dame	\$41,330
Massachusetts Institute of Technology	\$40,732
Yale University	\$40,390
Parsons School of Design	\$40,350
Harvard University	\$40,166
Rhode Island School of Design	\$39,777
University of Miami	\$39,422
Princeton University	\$38,970
University of Detroit Mercy	\$37,090
University of Florida	\$36,123
University of Michigan	\$35,848
Catholic University	\$35,640
Pratt Institute	\$33,912

Public (2)

> 2x cost of K-State per year

## ARCHITECTURE, PLANNING & DESIGN

Expenses	FY 2016	FY 2017
Computer Equipment	\$ 105,111	\$ 7,287
Computer Software	\$ 29,457	\$ 20,280
Computer Supply	\$ 11,214	\$ 10,443
Tech Infrastructure - APD West	\$ 69,588	\$ 16,538
Equipment	\$ 5,280	\$ 194,539
Staff Salary*	\$ 147,453	\$ 270,327
Supplies	\$ 7,230	\$ 21,820
Students Salary	\$ 55,314	\$ 21,549
Teaching Supplies	\$ 29,222	\$ 10,746
<b>Totals</b>	<b>\$ 459,869</b>	<b>\$ 573,529</b>



### Recent Purchases/Support

- Shop Mgr/TTech/APD Pro/IT Dir/CompTech
- New Server (\$95,934)
- Large format printers (\$27,312)
- Computer software (\$49,737)
- Moving Expenses - (\$63,681)
- 750 New Student Studio Desks/800 Studio Chairs - (\$845,546)

### Future Expenses (2018-2019)

Funds Encumbered Previous Years = +/- \$500K

- Complete Upgrade of Computer Lab



# KSU College Fees

## II. FACULTY SALARY TUITION SURCHARGE FOR COURSES IN:

College of Business Administration (per credit hour)	\$ 65.00
College of Engineering (per credit hour)	\$ 65.00

## III. SPECIAL FEES (EQUIPMENT AND OTHER FEES)

College of Agriculture courses (per credit hour)	\$ 20.00
College of Architecture, Planning and Design courses (per credit hour)	\$ 40.00
College of Arts and Sciences courses (per credit hour)	\$ 16.70
College of Engineering courses (per credit hour)	\$ 19.00
College of Human Ecology courses (per credit hour)	\$ 20.00
English Language Program courses (per credit hour)	\$ 55.00
Global Campus summer and intersession courses <sup>d</sup> (per credit hour)	\$ 12.00
Academic Infrastructure Enhancement fee <sup>d</sup> (per credit hour)	\$ 4.00

<sup>d</sup>All on-campus courses excluding courses taught through the College of Veterinary Medicine.

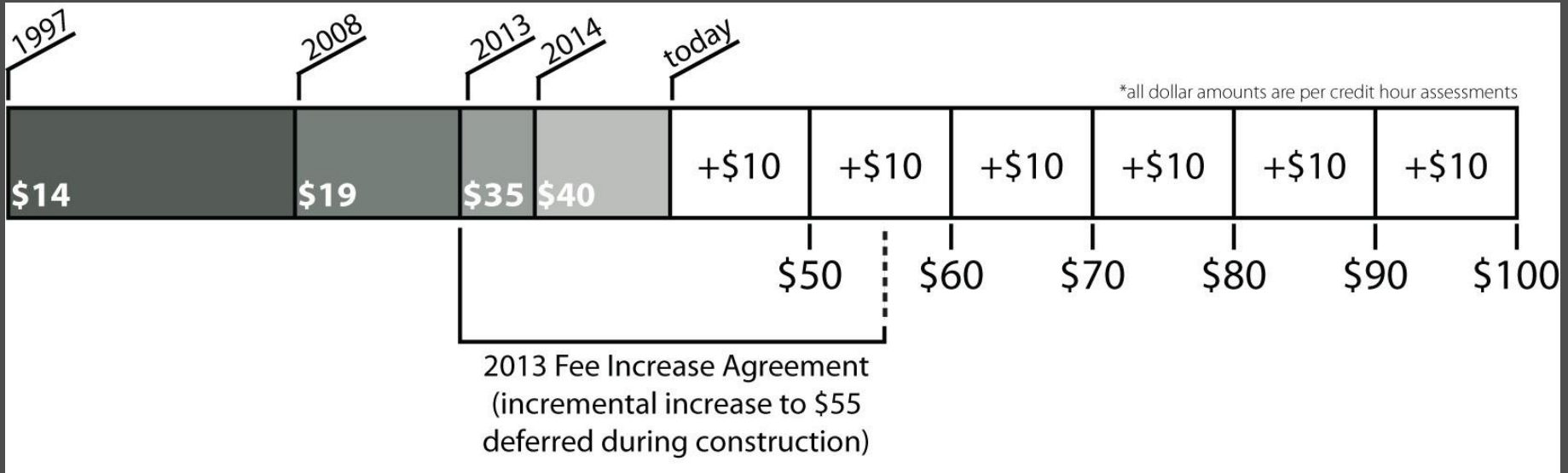
Kansas State University/Main Campus [2]

## IV. COLLEGE OF BUSINESS ADMINISTRATION CAREER DEVELOPMENT FEE

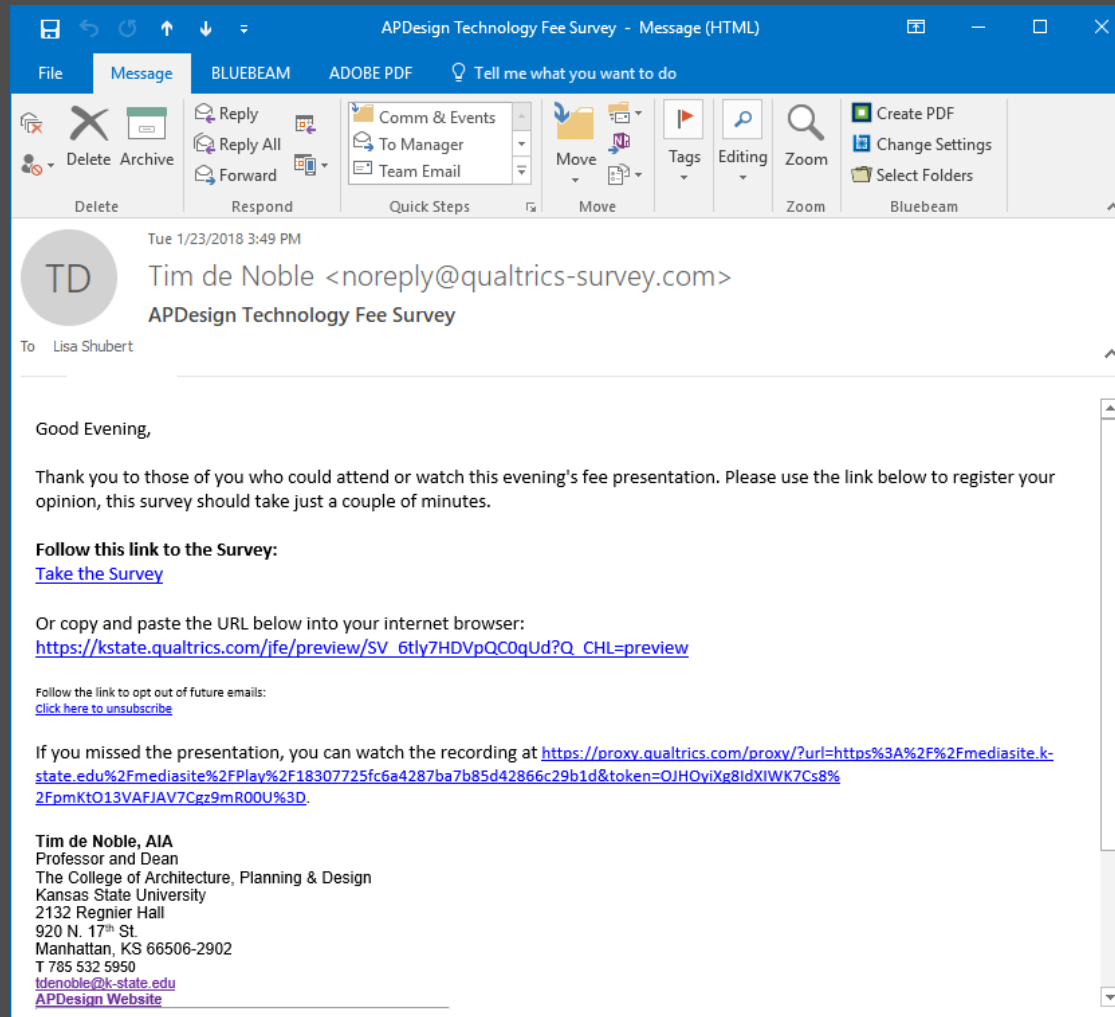
1 <sup>st</sup> through 11 <sup>th</sup> credit hour (per credit hour, all enrolled hours in any curriculum)	\$ 8.34
Maximum fee for 12 or more credit hours	\$ 100.00

Note: College of Business Administration undergraduate degree seeking students will be charged this fee for a maximum of 10 semesters of full-time equivalent study. Students enrolled in the Online General Business Degree Completion program will not be charged this fee. Refunds will not be issued for changes in academic programs after the 20<sup>th</sup> day of classes for a term (Fall and Spring terms only). This fee funds the Career Development office and its programming in the College of Business.

COLLEGE OF ENGINEERING = \$84/CH  
 COLLEGE BUS. ADMIN = +/- \$74/CH



# SURVEY INFORMATION



APDesign Technology Fee Survey - Message (HTML)

File Message BLUEBEAM ADOBE PDF Tell me what you want to do

Delete Archive Reply Reply All Forward Comm & Events To Manager Team Email Move Tags Editing Zoom Create PDF Change Settings Select Folders

Tue 1/23/2018 3:49 PM

**TD** Tim de Noble <noreply@qualtrics-survey.com>  
APDesign Technology Fee Survey

To Lisa Shubert

Good Evening,

Thank you to those of you who could attend or watch this evening's fee presentation. Please use the link below to register your opinion, this survey should take just a couple of minutes.

**Follow this link to the Survey:**  
[Take the Survey](#)

Or copy and paste the URL below into your internet browser:  
[https://kstate.qualtrics.com/jfe/preview/SV\\_6tly7HDVpQC0qUd?Q\\_CHL=preview](https://kstate.qualtrics.com/jfe/preview/SV_6tly7HDVpQC0qUd?Q_CHL=preview)

Follow the link to opt out of future emails:  
[Click here to unsubscribe](#)

If you missed the presentation, you can watch the recording at <https://proxy.qualtrics.com/proxy/?url=https%3A%2F%2Fmediasite.k-state.edu%2Fmediasite%2FPlay%2F18307725fc6a4287ba7b85d42866c29b1d&token=OJHOviXg8ldXIWK7Cs8%2FpmKtO13VAFJAV7Cgz9mR00U%3D>.

**Tim de Noble, AIA**  
Professor and Dean  
The College of Architecture, Planning & Design  
Kansas State University  
2132 Regnier Hall  
920 N. 17<sup>th</sup> St.  
Manhattan, KS 66506-2902  
T 785 532 5950  
[tdenoble@k-state.edu](mailto:tdenoble@k-state.edu)  
[APDesign Website](#)

*Please check your inbox for a similar email.*



# SURVEY INFORMATION

**KANSAS STATE**  
UNIVERSITY

I am supportive of a technology fee increase beginning in the Fall of the 2018-19 academic year.

Yes

No

I am supportive of a fee increase of (mark the highest amount you support):

\$60/credit hour (\$100/credit hour total)

\$50/credit hour (\$90/credit hour total)

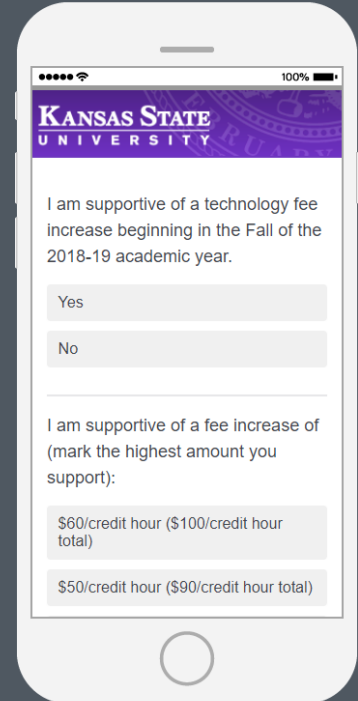
\$40/credit hour (\$80/credit hour total)

\$30/credit hour (\$70/credit hour total)

\$20/credit hour (\$60/credit hour total)

\$10/credit hour (\$50/credit hour total)

\$0/credit hour (current fee of \$40)



SECOND SCREEN

# SURVEY INFORMATION

**KANSAS STATE UNIVERSITY**

Please mark your enrolled program type.

Non-Baccalaureate (5-Year Masters Program)

Post-Baccalaureate (MS ARCH, MS Community Development, etc.)

PhD

Please indicate below your year classification.

1st Year

2nd Year

3rd Year

4th Year

5th Year

*The results of the survey will be tabulated and sent out by Friday, January 26, 2018.*

**KANSAS STATE UNIVERSITY**

Please mark your enrolled program type.

Non-Baccalaureate (5-Year Masters Program)

Post-Baccalaureate (MS ARCH, MS Community Development, etc.)

PhD

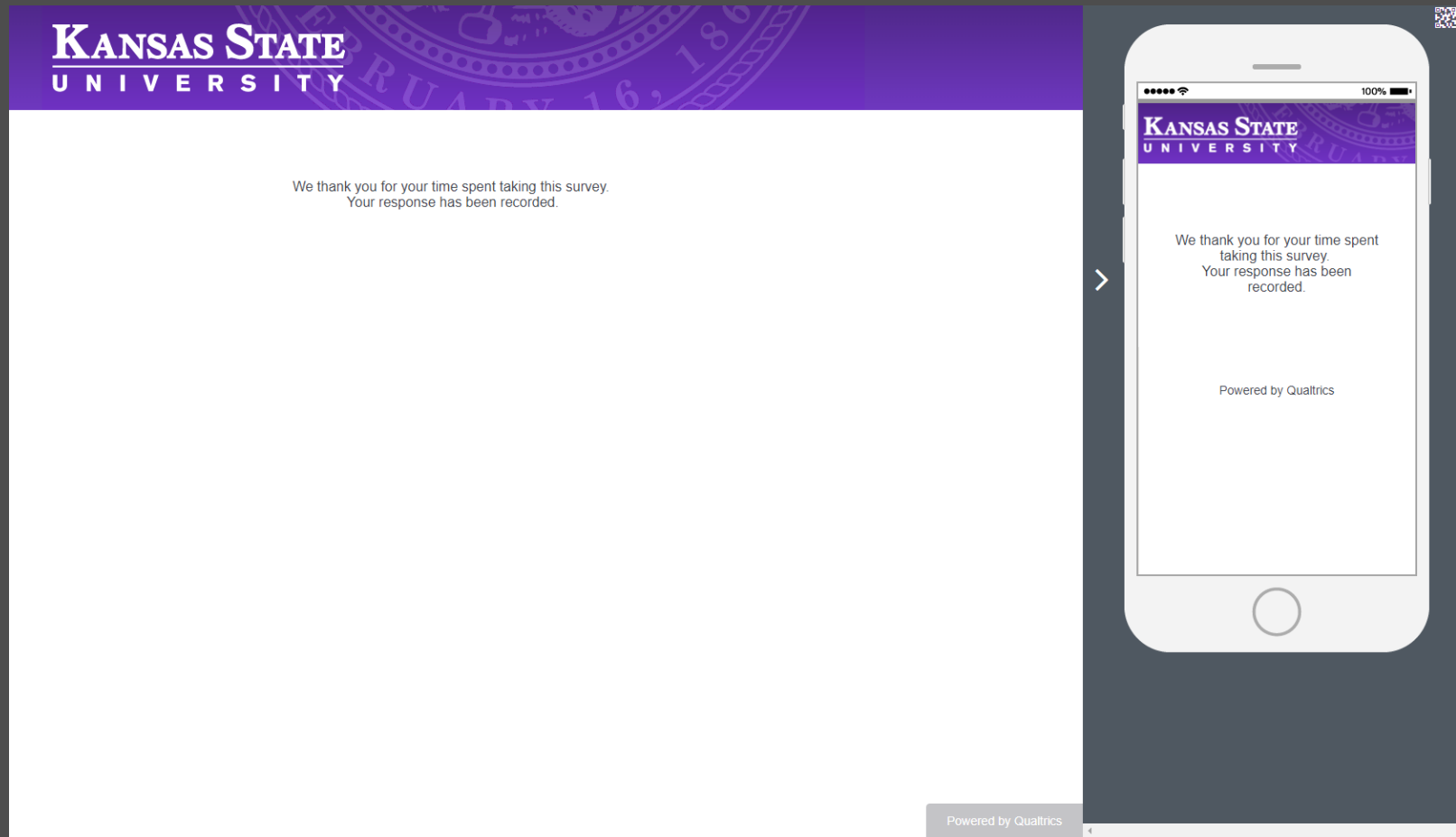
Please indicate below your year classification.

1st Year

2nd Year

THIRD SCREEN

# SURVEY INFORMATION



FINAL SCREEN

# The Future?

The following slides are illustrations of arguments being used to move to a 'tuition-ownership' model for APDesign and will be used in consideration of phasing out the Tech Fee with a new university budget model in the future.

**PLEASE NOTE THAT YOU ARE NOT VOTING ON THIS MODEL AT THIS TIME.**



# Our Value (2017 Tuition)

CURRENT	SCH	Rate	Generates	R/NR %	Tuition vs Budget
R UG	9,625	\$ 309.10	\$ 2,975,088	58.87%	\$ (2,114,964)
R GRAD	2,590	\$ 414.60	\$ 1,073,814	15.84%	\$ (295,873)
NR UG	3,484	\$ 820.20	\$ 2,857,577	21.31%	\$ 1,015,110
NR GRAD	651	\$ 935.90	\$ 609,271	3.98%	\$ 264,998
Totals	16,350	619.95	\$ 7,515,749	100.00%	\$ (1,130,728)
FY18 Budget			8,646,477		
Tuition less budget			\$ (1,130,728)		← GU Supplement

One way of looking at this is that we receive approximately a \$70/CH GU supplement from state monies.

## TECH FEES

16,350/CH x \$40/CH = +/- \$654,000/year

# CURRENT TUITION MODEL (In-State)

## Current rate with projected 5%/yr increase

Resident Rate	\$ 309.10	\$ 324.56	\$ 340.78	\$ 357.82	\$ 497.52	Total	Non-Res Rate	\$ 820.20	\$ 861.21	\$ 904.27	\$ 949.48	\$ 1,123.08	Total
Year	1st Year	2nd Year	3rd Year	4th Year	5th Year		Year	1st Year	2nd Year	3rd Year	4th Year	5th Year	
<b>SCH Taken</b>							<b>SCH Taken</b>						
Non-APD UG	16	6	6	12	3	43	Non-APD UG	16	6	6	12	3	43
APD UG	15	27	29	25		96	APD UG	15	27	29	25		96
APD GR					31	31	APD GR					31	31
Total Hours	31	33	35	37	34	170	Total	31	33	35	37	34	170
Non-APD Tuition	\$ 4,946	\$ 1,947	\$ 2,045	\$ 4,294	\$ 1,127	\$ 14,359	Non-APD Tuition	\$ 13,123	\$ 5,167	\$ 5,426	\$ 11,394	\$ 2,848	\$ 37,958
APD Tuition	\$ 4,637	\$ 8,763	\$ 9,883	\$ 8,946	\$ 15,423	\$ 47,652	APD Tuition	\$ 12,303	\$ 23,253	\$ 26,224	\$ 23,737	\$ 34,815	\$ 120,332
	\$ 9,583	\$ 10,710	\$ 11,928	\$ 13,240	\$ 16,550	\$ 62,011		\$ 25,426	\$ 28,420	\$ 31,650	\$ 35,131	\$ 37,663	\$ 158,290

## Resident

Resident Rate	\$ 309.10	\$ 324.56	\$ 340.78	\$ 357.82	\$ 497.52	Total
Year	1st Year	2nd Year	3rd Year	4th Year	5th Year	
<b>SCH Taken</b>						
Non-APD UG	16	6	6	12	3	43
APD UG	15	27	29	25		96
APD GR					31	31
Total Hours	31	33	35	37	34	170
Non-APD Tuition	\$ 4,946	\$ 1,947	\$ 2,045	\$ 4,294	\$ 1,127	\$ 14,359
APD Tuition	\$ 4,637	\$ 8,763	\$ 9,883	\$ 8,946	\$ 15,423	\$ 47,652
	\$ 9,583	\$ 10,710	\$ 11,928	\$ 13,240	\$ 16,550	\$ 62,011
<b>Master of Architecture Student</b>						<b>Resident</b>

Average

\$12,400/yr tuition  
\$1,360/yr APD fees



# CURRENT TUITION MODEL (Out-of-State)

## Current rate with projected 5%/yr increase

Resident Rate							Non-Res Rate						
Year	1st Year	2nd Year	3rd Year	4th Year	5th Year	Total	Year	1st Year	2nd Year	3rd Year	4th Year	5th Year	Total
<b>Resident Rate</b>							<b>Non-Res Rate</b>						
Year							Year						
SCH Taken							SCH Taken						
Non-APD UG	16	6	6	12	3	43	Non-APD UG	16	6	6	12	3	43
APD UG	15	27	29	25		96	APD UG	15	27	29	25		96
APD GR					31	31	APD GR					31	31
Total Hours	31	33	35	37	34	170	Total	31	33	35	37	34	170
Non-APD Tuition	\$ 4,946	\$ 1,947	\$ 2,045	\$ 4,294	\$ 1,127	\$ 14,359	Non-APD Tuition	\$ 13,123	\$ 5,167	\$ 5,426	\$ 11,394	\$ 2,848	\$ 37,958
APD Tuition	\$ 4,637	\$ 8,763	\$ 9,883	\$ 8,946	\$ 15,423	\$ 47,652	APD Tuition	\$ 12,303	\$ 23,253	\$ 26,224	\$ 23,737	\$ 34,815	\$ 120,332
	\$ 9,583	\$ 10,710	\$ 11,928	\$ 13,240	\$ 16,550	\$ 62,011		\$ 25,426	\$ 28,420	\$ 31,650	\$ 35,131	\$ 37,663	\$ 158,290

## Non-Resident

Non-Res Rate		\$ 820.20	\$ 861.21	\$ 904.27	\$ 949.48	\$ 1,123.08	Total
Year		1st Year	2nd Year	3rd Year	4th Year	5th Year	
<b>SCH Taken</b>							
3	Non-APD UG	16	6	6	12	3	43
6	APD UG	15	27	29	25		96
1	APD GR					31	31
0	Total	31	33	35	37	34	170
9	Non-APD Tuition	\$ 13,123	\$ 5,167	\$ 5,426	\$ 11,394	\$ 2,848	\$ 37,958
2	APD Tuition	\$ 12,303	\$ 23,253	\$ 26,224	\$ 23,737	\$ 34,815	\$ 120,332
		\$ 25,426	\$ 28,420	\$ 31,650	\$ 35,131	\$ 37,663	\$ 158,290

Average

\$31,658/yr tuition  
\$1,360/yr APD fees

# LEVELIZED TUITION MODEL (In-State)

## Rate required to cover GU with projected 5%/yr increase

E N E W S T R U C T U R E S U E 1 8	Master of Architecture Student							Resident							Master of Architecture Student							Non Resident						
	New APD Rate	\$ 381.63	\$ 381.63	\$ 381.63	\$ 381.63	\$ 381.63	Total	New APD Rate	\$ 963.70	\$ 963.70	\$ 963.70	\$ 963.70	\$ 963.70	Total	New APD Rate	\$ 963.70	\$ 963.70	\$ 963.70	\$ 963.70	\$ 963.70	Total							
Year		1st Year	2nd Year	3rd Year	4th Year	5th Year		Year		1st Year	2nd Year	3rd Year	4th Year	5th Year		Year		1st Year	2nd Year	3rd Year	4th Year	5th Year						
SCH Taken								SCH Taken								SCH Taken												
Non-APD UG		16	6	6	12	3	43	Non-APD UG		16	6	6	12	3	43	Non-APD UG		16	6	6	12	3	43					
APD UG		15	27	29	25		96	APD UG		15	27	29	25		96	APD UG		15	27	29	25		96					
APD GR						31	31	APD GR						31	31	APD GR						31	31					
Total		31	33	35	37	34	170	Total		31	33	35	37	34	170	Total		31	33	35	37	34	170					
Non-APD Tuition	\$ 4,946	\$ 1,947	\$ 2,045	\$ 4,294	\$ 1,127	\$ 14,359		Non-APD Tuition	\$ 12,754	\$ 5,022	\$ 5,273	\$ 11,073	\$ 5,536	\$ 39,658		Non-APD Tuition	\$ 12,754	\$ 5,022	\$ 5,273	\$ 11,073	\$ 5,536	\$ 39,658						
APD Tuition	\$ 5,724	\$ 10,304	\$ 11,067	\$ 9,541	\$ 11,830	\$ 48,466		APD Tuition	\$ 14,456	\$ 26,020	\$ 27,947	\$ 24,093	\$ 29,875	\$ 122,391		APD Tuition	\$ 14,456	\$ 26,020	\$ 27,947	\$ 24,093	\$ 29,875	\$ 122,391						
Cost per student	\$ 10,670	\$ 12,251	\$ 13,112	\$ 13,835	\$ 12,957	\$ 62,825		Cost per student	\$ 27,210	\$ 31,042	\$ 33,220	\$ 35,166	\$ 35,411	\$ 162,049		Cost per student	\$ 27,210	\$ 31,042	\$ 33,220	\$ 35,166	\$ 35,411	\$ 162,049						
Increase over average	\$ 96	\$ 173	\$ 186	\$ 161	\$ 198	\$ 814		Increase over average	\$ (126)	\$ 292	\$ 316	\$ 84	\$ 3,190	\$ 3,756		Increase over average	\$ (126)	\$ 292	\$ 316	\$ 84	\$ 3,190	\$ 3,756						

### Resident

Master of Architecture Student							Resident							
New APD Rate	\$ 381.63	\$ 381.63	\$ 381.63	\$ 381.63	\$ 381.63	Total	New APD Rate	\$ 381.63	\$ 381.63	\$ 381.63	\$ 381.63	\$ 381.63	Total	
Year	1st Year	2nd Year	3rd Year	4th Year	5th Year		Year	1st Year	2nd Year	3rd Year	4th Year	5th Year		
SCH Taken							SCH Taken							
Non-APD UG		16	6	6	12	3	43	Non-APD UG		16	6	12	3	43
APD UG		15	27	29	25		96	APD UG		15	27	29	25	96
APD GR						31	31	APD GR					31	31
Total	31	33	35	37	34	170	Total	31	33	35	37	34	170	
Non-APD Tuition	\$ 4,946	\$ 1,947	\$ 2,045	\$ 4,294	\$ 1,127	\$ 14,359	Non-APD Tuition	\$ 4,946	\$ 1,947	\$ 2,045	\$ 4,294	\$ 1,127	\$ 14,359	
APD Tuition	\$ 5,724	\$ 10,304	\$ 11,067	\$ 9,541	\$ 11,830	\$ 48,466	APD Tuition	\$ 5,724	\$ 10,304	\$ 11,067	\$ 9,541	\$ 11,830	\$ 48,466	
Cost per student	\$ 10,670	\$ 12,251	\$ 13,112	\$ 13,835	\$ 12,957	\$ 62,825	Cost per student	\$ 10,670	\$ 12,251	\$ 13,112	\$ 13,835	\$ 12,957	\$ 62,825	
Increase over average	\$ 96	\$ 173	\$ 186	\$ 161	\$ 198	\$ 814	Increase over average	\$ 96	\$ 173	\$ 186	\$ 161	\$ 198	\$ 814	

Average

\$12,565/yr tuition  
\$1,360/yr APD fees

# LEVELIZED TUITION MODEL (Out-of-State)

## Rate required to cover GU with projected 5%/yr increase

GU	Master of Architecture Student							Non Resident							
E N E W G U  R A T E  1 8	New APD Rate	\$ 381.63	\$ 381.63	\$ 381.63	\$ 381.63	\$ 381.63	Total	New APD Rate	\$ 963.70	\$ 963.70	\$ 963.70	\$ 963.70	\$ 963.70	Total	
	Year	1st Year	2nd Year	3rd Year	4th Year	5th Year		Year	1st Year	2nd Year	3rd Year	4th Year	5th Year		
	SCH Taken								SCH Taken						
	Non-APD UG	16	6	6	12	3	43	Non-APD UG	16	6	6	12	3	43	
	APD UG	15	27	29	25		96	APD UG	15	27	29	25		96	
	APD GR					31	31	APD GR					31	31	
	Total	31	33	35	37	34	170	Total	31	33	35	37	34	170	
	Non-APD Tuition	\$ 4,946	\$ 1,947	\$ 2,045	\$ 4,294	\$ 1,127	\$ 14,359	Non-APD Tuition	\$ 12,754	\$ 5,022	\$ 5,273	\$ 11,073	\$ 5,536	\$ 39,658	
	APD Tuition	\$ 5,724	\$ 10,304	\$ 11,067	\$ 9,541	\$ 11,830	\$ 48,466	APD Tuition	\$ 14,456	\$ 26,020	\$ 27,947	\$ 24,093	\$ 29,875	\$ 122,391	
	Cost per student	\$ 10,670	\$ 12,251	\$ 13,112	\$ 13,835	\$ 12,957	\$ 62,825	Cost per student	\$ 27,210	\$ 31,042	\$ 33,220	\$ 35,166	\$ 35,411	\$ 162,049	
Increase over average	\$ 96	\$ 173	\$ 186	\$ 161	\$ 198	\$ 814		\$ (126)	\$ 292	\$ 316	\$ 84	\$ 3,190	\$ 3,756		


### Non-Resident

Master of Architecture Student	Non Resident					
New APD Rate	\$ 963.70	\$ 963.70	\$ 963.70	\$ 963.70	\$ 963.70	Total
Year	1st Year	2nd Year	3rd Year	4th Year	5th Year	
SCH Taken						
Non-APD UG	16	6	6	12	3	43
APD UG	15	27	29	25		96
APD GR					31	31
Total	31	33	35	37	34	170
Non-APD Tuition	\$ 12,754	\$ 5,022	\$ 5,273	\$ 11,073	\$ 5,536	\$ 39,658
APD Tuition	\$ 14,456	\$ 26,020	\$ 27,947	\$ 24,093	\$ 29,875	\$ 122,391
Cost per student	\$ 27,210	\$ 31,042	\$ 33,220	\$ 35,166	\$ 35,411	\$ 162,049
	\$ (126)	\$ 292	\$ 316	\$ 84	\$ 3,190	\$ 3,756

Average

\$32,400/yr tuition  
\$1,360/yr APD fees

# Questions?



Edificio Basurto, La Condesa , Mexico D.F.  
1940-1945 by Arq. Francisco J Serano